



INSTALLATION ACCESSORIES – SIZE 7

HANDLES

LARGE HANDLE w/NPT Part #

	2"	5T7PON20
	2 1/2"	5T7PON25
	3"	5T7PON30

LARGE HANDLE w/CORD GRIP w/MESH w/Cable Range

	2.062 - 2.188"	5T7P0JT1
	2.188 - 2.312"	5T7P0JT2
	2.312 - 2.438"	5T7P0JT3*
	2.437 - 2.625"	5T7P0KT1
	2.625 - 2.812"	5T7P0KT2




*May require stripping of cable jacket.

STRAIGHT HANDLE W/BUSHING w/Cable Range

	2.09 - 2.25"	5T7P0D57
	2.25 - 2.44"	5T7P0D62
	2.44 - 2.67"	5T7P0D68
	2.67 - 2.87"	5T7P0D73

ANGLES

METAL ANGLE

	0°	5T7M0	
	Extended 60°	5T7M6	
	Extended 60° with 68 mm spacer.	5T7M6-68	Provides space for Cable Reducing Adapters.

BOXES

METAL ANGLE WITH METAL BOX w/NPT Part #




	0°	2"	7T7F0N20
	0°	2 1/2"	7T7F0N25
	0°	3"	7T7F0N30
	0°	3 1/2"	7T7F0N35
	0°	4"	7T7F0N40

MISCELLANEOUS ACCESSORIES



PROTECTIVE INLET/PLUG CAP

	39-2A426	For Inlet/Plugs Only.
---	-----------------	-----------------------


CABLE REDUCING ADAPTERS

	PT535FX350-3	Reducer for 500 MCM Fine Stranded or Flexible Wire.
	PT500R350-3	Reducer for 500 MCM Coarse Stranded or Building Wire.
	PT400R350-3	Reducer for 400 MCM Wire.

SPACER

	5T7M0-68	68mm (2.68") spacer is used (included) with metal 60° angle.
	5T7M0-115	115mm can be used when mounting to a panel - though the metal straight adapter is preferred.

PADLOCKABLE INLET/PLUG CAP

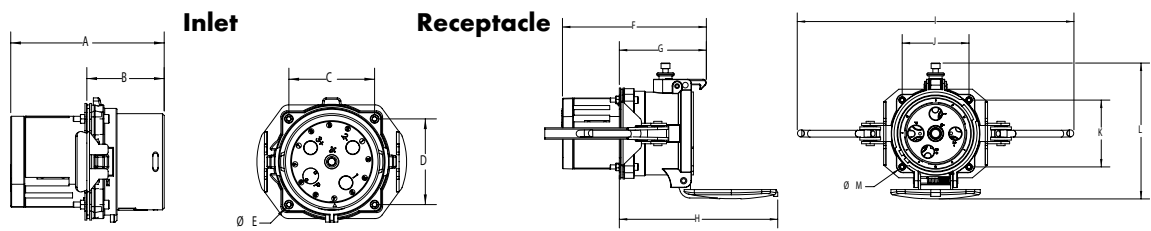
	DS2MC	Aluminum – For Inlets/Plugs Only. -A155 suffix required to maintain water ingress protection.
---	--------------	--

RECEPTACLE LOCKING PIN

	LP-843	Requires Padlockable Pawl option (-843) on receptacle.
---	---------------	--

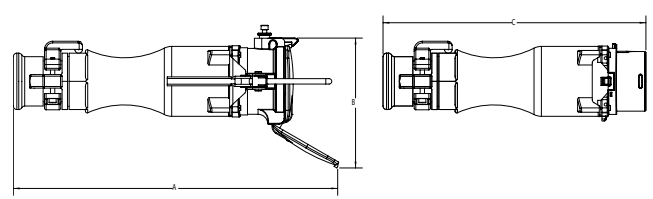
DIMENSIONS – Provided in inches

Dimensions are for reference only and may change depending on accessories used. For precise dimensions contact MELTRIC Engineering.



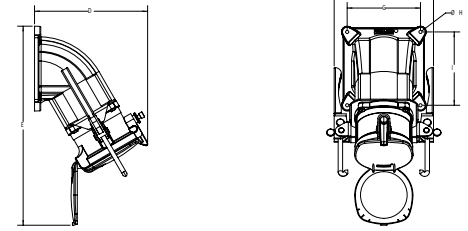
PRODUCT	A	B	C	D	E	F	G	H	I	J	K	L	øM
DR400	6.61	3.48	3.86	3.86	0.26	8.31	5.03	9.15	15.98	3.86	3.86	7.85	0.26

Plug



PRODUCT	A	B	C	D
DR400	23.56	9.43	19.10	10.02

Angle/Receptacle



PRODUCT	E	F	G	H	I
DR400	17.64	8.80	6.50	6.50	0.28